

## Inductive sensor

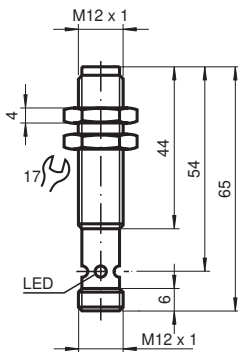
### NMB2-12GM65-E0-NFE-V1



- Stainless steel sensing face
- Sensing range 2 mm
- 3-wire DC
- Nonferrous targets



## Dimensions



## Technical Data

### General specifications

Switching function		Normally open (NO)
Output type		NPN
Rated operating distance	$s_n$	2 mm
Installation		flush
Output polarity		DC
Assured operating distance	$s_a$	0 ... 1.62 mm
Actuating element		Nonferrous targets
Reduction factor $r_{Al}$		1
Reduction factor $r_{Cu}$		1.1
Reduction factor $r_{304}$		0
Reduction factor $r_{St37}$		0
Reduction factor $r_{Brass}$		0.9
Output type		3-wire

Release date: 2022-05-18 Date of issue: 2022-05-18 Filename: 908428\_eng.pdf

Refer to "General Notes Relating to Pepperl+Fuchs Product Information".

Pepperl+Fuchs Group  
www.pepperl-fuchs.com

USA: +1 330 486 0001  
fa-info@us.pepperl-fuchs.com

Germany: +49 621 776 1111  
fa-info@de.pepperl-fuchs.com

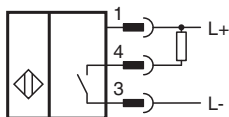
Singapore: +65 6779 9091  
fa-info@sg.pepperl-fuchs.com

PEPPERL+FUCHS

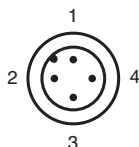
## Technical Data

Nominal ratings		
Operating voltage	$U_B$	10 ... 30 V DC
Switching frequency	f	15 Hz
Hysteresis	H	3 ... 15 typ. 5 %
Reverse polarity protection		reverse polarity protected
Short-circuit protection		pulsing
Voltage drop	$U_d$	$\leq 2$ V DC
Operating current	$I_L$	$\leq 200$ mA
Current consumption		$< 14$ mA
Off-state current	$I_r$	$\leq 10$ $\mu$ A
Indicators/operating means		
Operation indicator		4-way dual LED Green: power Yellow: output
Compliance with standards and directives		
Standard conformity		
Standards		EN 60947-5-2:2007 IEC 60947-5-2:2007
Approvals and certificates		
UL approval		cULus Listed, General Purpose
CSA approval		cCSAus Listed, General Purpose
CCC approval		CCC approval / marking not required for products rated $\leq 36$ V
Ambient conditions		
Ambient temperature		-40 ... 70 °C (-40 ... 158 °F)
Mechanical specifications		
Connection type		V1 connector (M12 x 1), 4-pin
Housing material		Stainless steel 1.4305 / AISI 303
Sensing face		Stainless steel 1.4305 / AISI 303
Degree of protection		IP67 / IP68 / IP69K - cordset dependent according to cable specification

## Connection



## Connection Assignment







## Connection Assignment

Wire colors in accordance with EN 60947-5-2

1	BN	(brown)
2	WH	(white)
3	BU	(blue)
4	BK	(black)

## Accessories

	<b>V1-G-OR2M-POC</b>	Female cordset single-ended M12 straight A-coded, 4-pin, POC cable welding-bead resistant orange, suitable for robotic applications, torsion resistant, oil resistant, molecularly cross-linked
	<b>V1-W-2M-PUR</b>	Female cordset single-ended M12 angled A-coded, 4-pin, PUR cable grey
	<b>V1-G-2M-PUR</b>	Female cordset single-ended M12 straight A-coded, 4-pin, PUR cable grey
	<b>AB-12</b>	Mounting aid

Release date: 2022-05-18 Date of issue: 2022-05-18 Filename: 908428\_eng.pdf

Refer to "General Notes Relating to Pepperl+Fuchs Product Information".

Pepperl+Fuchs Group  
www.pepperl-fuchs.com

USA: +1 330 486 0001  
fa-info@us.pepperl-fuchs.com

Germany: +49 621 776 1111  
fa-info@de.pepperl-fuchs.com

Singapore: +65 6779 9091  
fa-info@sg.pepperl-fuchs.com